

January 17, 2017

Dear Parents,

As you have heard, the EVSC has chosen a great opportunity to make up our missed snow days using a virtual classroom option! I will send a packet home with your child in their folder with work for each subject they missed in my class. You will have all week to complete this packet. Each activity has instructions included with it. Students must complete and return the packet the following Monday. **IF THEY DO NOT RETURN THE COMPLETED WORK IT WILL BE COUNTED AS AN UNEXCUSED ABSENCE.**

Date Assigned:	Assignments:
January 17, 2017 (Snow make up day 1) DUE: January 24, 2017	Reading-Fictional Story Elements Writing - Narrating a Story Science- Record the weather

Parent Support:

You can help your child by reading the instructions for each activity.

Teacher Support:

I will be available by e-mail, phone, or text at each day from 4:00-8:00. My cell is (812) 568-1992

School Support:

Delaware Elementary School will be open on the following days/times:

Tuesday, February 17th from 4-6 PM in the cafeteria

Thursday, February 19th from 4-6 PM in the cafeteria

Parents/Guardians may bring their students in to use computers that will be available in the cafeteria that afternoon. The following is a list of additional community resources where computers may also be available.

Additional Community Resources:

In addition, many of EVSC's community partners have offered their facilities WIFI and devices for student use. Below is a partial list of EVSC's community partners who have offered their facilities so that students can have access to computers and Internet. There are other partners that may be specific to certain schools not listed.

The Boys and Girls Club

The Dream Center

Evansville Vanderburgh Public Library (all branches)

YMCA

Carver Community Center - Available Monday-Friday

Local churches

Please contact me with any questions.

Mrs. Wallace

Student Name: _____

Mrs. Wallace's Class

ELA Virtual Lesson

Due Date: Tuesday, January 24, 2017

**Assignments are due Tuesday, January 24.
Return this page with any attached assignments that were
completed.
Incomplete assignments will count as one absence.**

Standards:

- RL.2.2 Retell familiar stories, poems, and nursery rhymes including key details.
- RL.2.3 Identify important elements of a text (e.g., characters, setting, or events).
- W.3.3 Use words and pictures to narrate a single event or simple story, arranging ideas in order.

Materials:

- Students will need access to an electronic device with internet capability and a pencil

Directions:

A. With parent assistance, students should go to the following website :

<https://www.youtube.com/watch?v=Wtzawp0bd5k>

Español:

<https://www.youtube.com/watch?v=ocMIAUvK3i8&list=PL3CC0DF43F5C8814F&index=1>

3

**Or you can go to <https://www.youtube.com> and search for
"ASL Storytelling Snowy Day"**

- B. Watch the story, "Snowy Day."
- C. Retell the story to your parents. Tell what happens at the beginning, middle and the end.
- D. Draw a picture of the beginning middle and end of the story.

Parent Signature

Science: Snow Day Lesson 2

Curriculum Map Alignment

Quarter 4, Unit 4

Standard

- Day to day and over the seasons, observe, measure, record and recognize patterns and ask questions about features of weather. (2.1, 2.2, 2.3, 2.4, 2.5, 2.6)
- Investigate how the position of the sun and moon and the shape of the moon change in observable patterns. (2.7, 2.8, 2.9)

Parent Directions

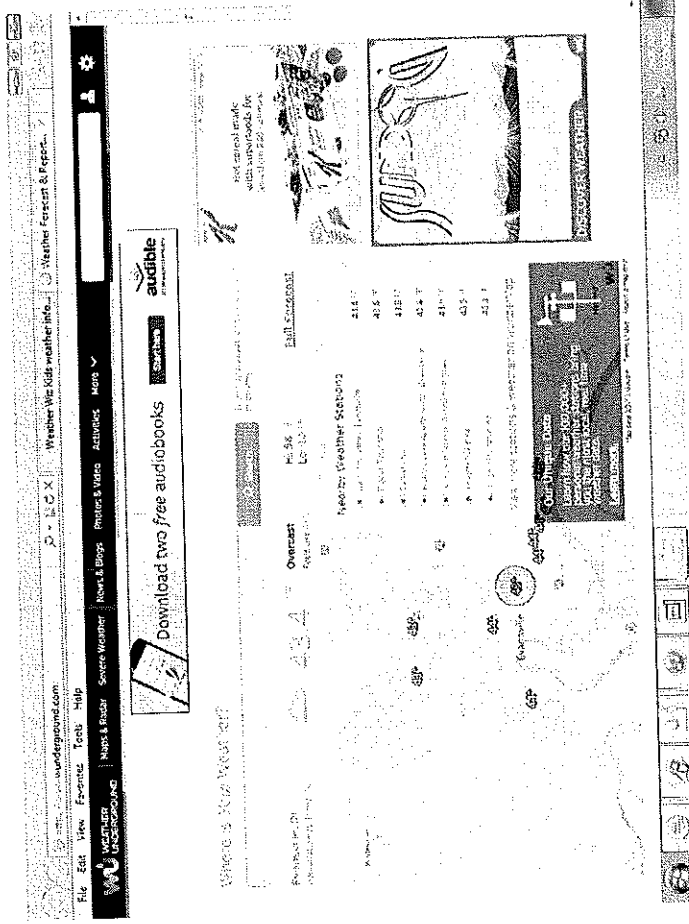
Students will be learning about the weather and recording the temperature each day over the course of a month.

Student Materials

- Technology capable of accessing the internet or television
- Text supported response page
- Pencil

Teacher and Student Directions:


1. Access the Local weather webpage at: <http://www.14news.com/weather>
2. The given website will give you the forecast for the day in Evansville.
3. Students will record the weather each day on the given calendar.
4. When the student is finished completing the weather calendar, please send back to school to their teacher.




The weather outside is...

Monday	Tuesday	Wednesday	Thursday	Friday


use this weekly weather graph to chart the weather at your house.



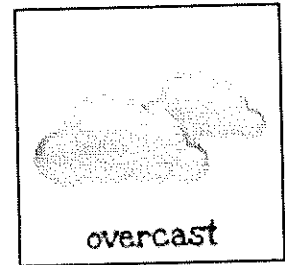
sunny



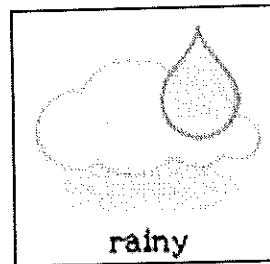
stormy




snowy




overcast



rainy




partly sunny




windy







sunny




sunny




sunny




sunny



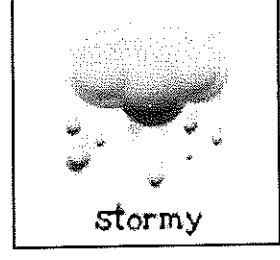
stormy



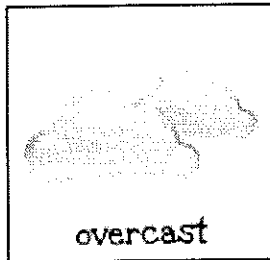
stormy



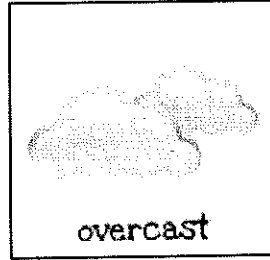
stormy



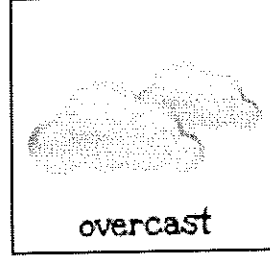
stormy



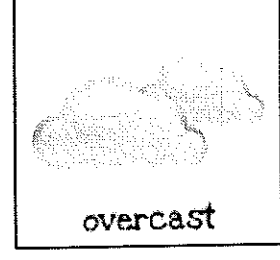
overcast




overcast




overcast




overcast




partly sunny



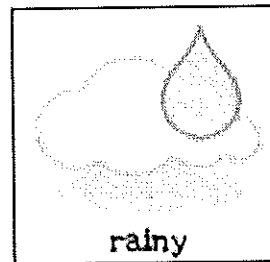
partly sunny



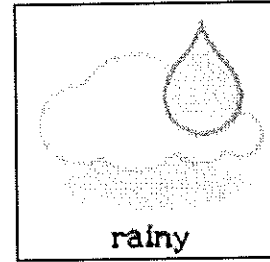
partly sunny



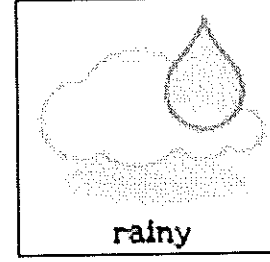
partly sunny



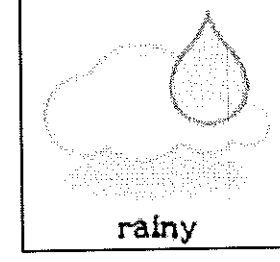
rainy




rainy




rainy




rainy




snowy



snowy



snowy



snowy